

**OXFORD CAMBRIDGE AND RSA EXAMINATIONS**

**Thursday 4 November 2021 – Morning**

**GCSE (9–1) Mathematics**

**J560/02 Paper 2 (Foundation Tier)**

**Time allowed: 1 hour 30 minutes  
plus your additional time allowance**

**YOU CAN USE:**

**geometrical instruments**

**tracing paper**

**Models for question 1(b) and 17**

**DO NOT USE:**

**a calculator**

**Please write clearly in black ink.**

**Centre number**

--	--	--	--	--

**Candidate number**

--	--	--	--

**First name(s)** \_\_\_\_\_

**Last name** \_\_\_\_\_

**NO CALCULATOR CAN BE USED FOR THIS PAPER**

**READ INSTRUCTIONS OVERLEAF**



## **INSTRUCTIONS**

**Use black ink. You can use an HB pencil, but only for graphs and diagrams.**

**Write your answer to each question in the space provided. If you need extra space, use the lined pages at the end of this booklet. The question numbers must be clearly shown.**

**Answer ALL the questions.**

**Where appropriate, your answer should be supported with working. Marks might be given for using a correct method, even if your answer is wrong.**

## **INFORMATION**

**The total mark for this paper is 100.**

**The marks for each question are shown in brackets [ ].**

## **ADVICE**

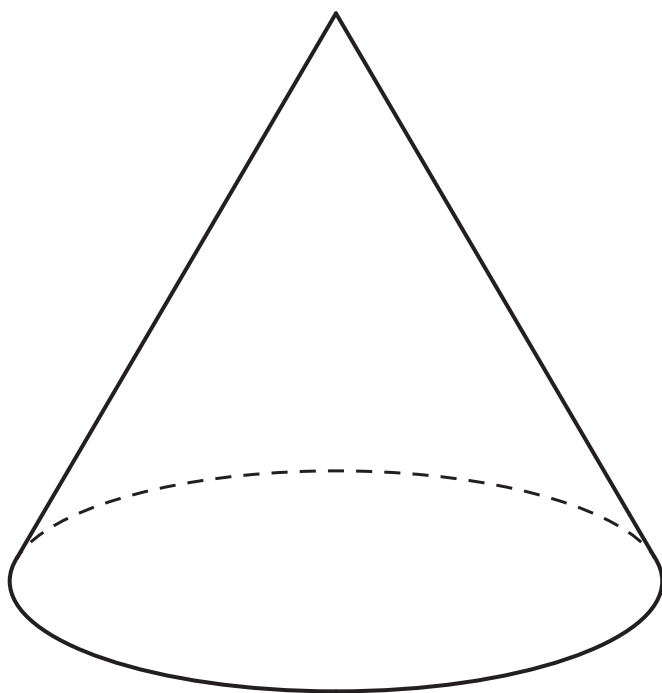
**Read each question carefully before you start your answer.**

**Answer ALL the questions.**

**1 (a) How many sides does a pentagon have?**

**(a) \_\_\_\_\_ [1]**

**(b) Write down the mathematical name of this solid.  
You may use a model to help you.**



**(b) \_\_\_\_\_ [1]**

**(c) The angles in a triangle are  $40^\circ$ ,  $50^\circ$  and  $90^\circ$ .**

**Write down the mathematical name for this type of triangle.**

**(c) \_\_\_\_\_ [1]**

**2 Work out.**

**(a)  $-7 + 10$**

**(a) \_\_\_\_\_ [1]**

**(b)  $4 \times -2$**

**(b) \_\_\_\_\_ [1]**

**3 Work out.**

**(a)  $9.06 \div 3$**

**(a) \_\_\_\_\_ [1]**

**(b)  $15 \times 0.6$**

**(b) \_\_\_\_\_ [2]**

**4 Use one of these symbols  $<$ ,  $>$  or  $=$  to make each statement true.**

**(a)  $\frac{1}{4}$  \_\_\_\_\_ 0.025 [1]**

**(b) 0.304 \_\_\_\_\_ 0.34 [1]**

**5 (a) Work out.**

$$4 + 16 \div 2$$

**(a) \_\_\_\_\_ [1]**

**(b) Insert one pair of brackets to make the calculation correct.**

$$5 \times 7 + 1 \div 9 = 4 \quad [1]$$

**6 In a quiz, Darcy answered 16 of the 20 questions correctly.**

**(a) What fraction of the questions did Darcy answer correctly?**

**Give your fraction in its lowest terms.**

**(a) \_\_\_\_\_ [2]**

**(b) Write the fraction as a decimal.**

**(b) \_\_\_\_\_ [1]**

7 (a) Write  $\frac{13}{3}$  as a mixed number.

(a) \_\_\_\_\_ [1]

(b) Work out.

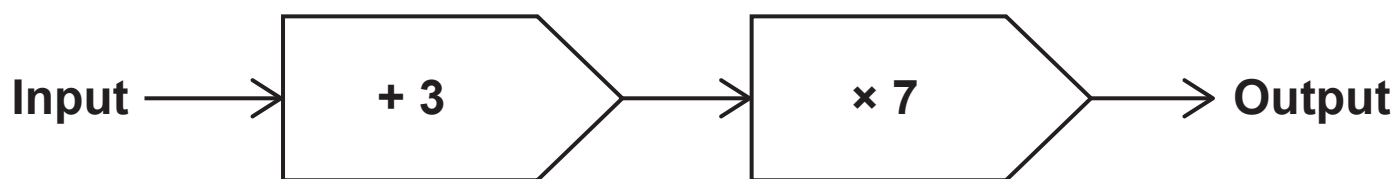
(i)  $\frac{1}{3} + \frac{4}{9}$

(b)(i) \_\_\_\_\_ [2]

(ii)  $3 \div \frac{1}{3}$

(ii) \_\_\_\_\_ [1]

**8 Here is a function.**



**(a) Find the output when the input is 2.**

**(a) \_\_\_\_\_ [1]**

**(b) Find the input when the output is 63.**

**(b) \_\_\_\_\_ [2]**



- 9 A shopper buys 4 apples costing 60 p each and 3 peaches.  
They pay with a £5 note and receive 44 p in change.  
Each peach costs the same amount.

Work out the cost of one peach.  
You must show your working.

\_\_\_\_\_ p [5]

- 10 Ben and Sundip are making pancakes using the ingredients below.

**Ingredients to make  
12 pancakes**

**75ml water  
200ml milk  
100g flour  
50g butter  
2 eggs**

- (a) The ratio of the amount of water to the amount of milk needed is 75 : 200.

**Write this ratio in its simplest form.**

(a) \_\_\_\_\_ : \_\_\_\_\_ [2]

- (b) Ben makes 18 pancakes.

**Work out how much flour he needs.**

(b) \_\_\_\_\_ g [2]

- (c) Sundip has 225 g of butter and 10 eggs.  
She has plenty of the other ingredients.**

**Work out the maximum number of pancakes that  
she can make.**

**(c) \_\_\_\_\_ [4]**

11 Ali (A), Blake (B), Rowan (R) and Sam (S) are in a relay team.  
 Sam always runs fourth in the team.  
 The order for the other three is chosen at random.

- (a) Complete this table to show all the possible orders for the team.  
 The first row has been completed for you.  
 You may not need to use all the rows. [2]

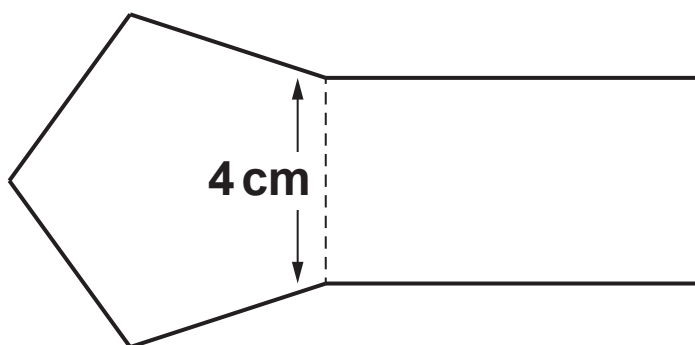
First	Second	Third	Fourth
A	B	R	S

- (b) Find the probability that Ali will run first.

(b) \_\_\_\_\_ [2]

- 12 The shape below is formed by a rectangle of width 4 cm and a regular pentagon.  
For the rectangle, the ratio of the width to the length is 2 : 5.

**NOT TO SCALE**



**Work out the perimeter of the shape.**

13 (a) Reece is given this question.

Write 20 as a product of prime factors.  
Give your answer in index form.

Reece's answer is  $2 \times 2 \times 5$ .

Is Reece correct?  
Explain your answer.

\_\_\_\_\_

\_\_\_\_\_ [1]

(b) Complete the power of 2.

$$\frac{1}{8} = 2^{\square} \quad [1]$$

(c) Work out.

$$\sqrt{81} \times 2^3$$

(c) \_\_\_\_\_ [3]

- 14 A car mechanic has a tin containing 5 litres of engine oil.  
Each week they use 450 millilitres of this oil for their vehicles.**

**The car mechanic says**

**After 9 weeks I will have used over 80% of the oil in this tin.**

**Are they correct?  
Show how you decide.**

---

---

**[5]**

**15 Solve the inequality.**

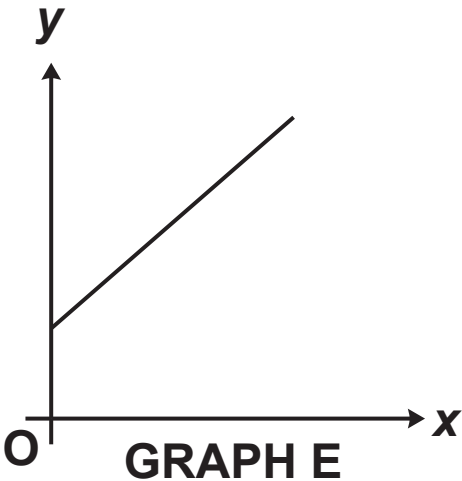
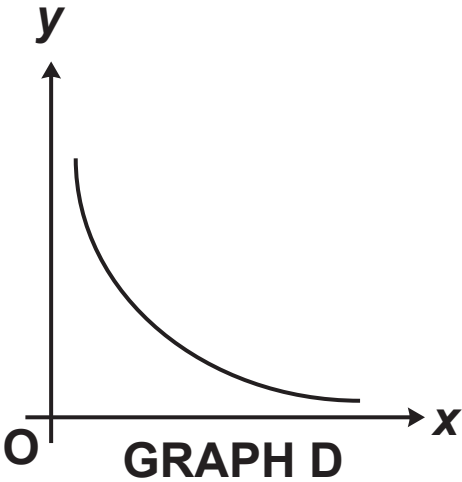
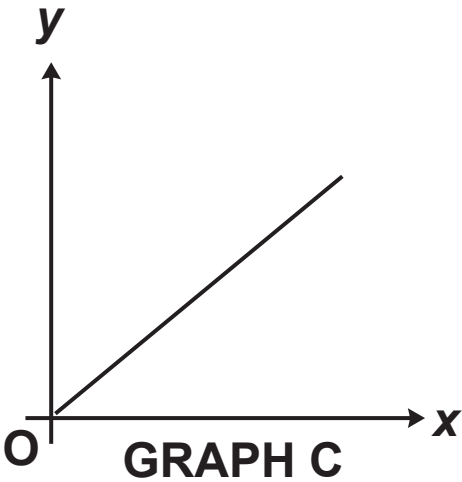
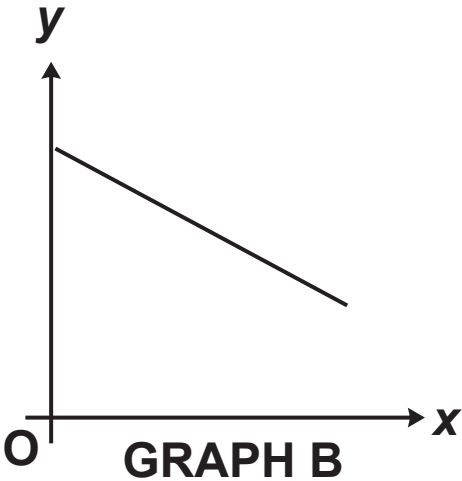
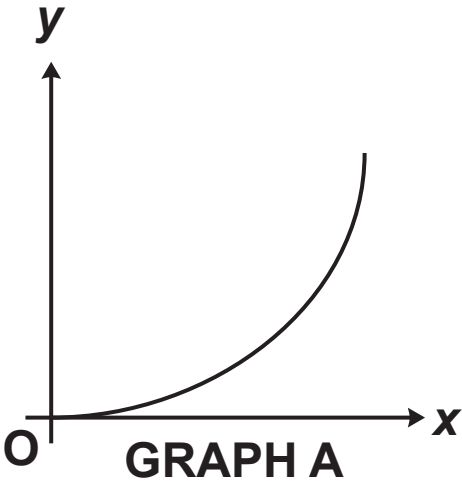
$$2(x + 5) < 16$$

\_\_\_\_\_ **[3]**



**BLANK PAGE**

16 Here are sketches of five graphs.



**Write the letter of the graph that represents the following relationships.**

**(a)  $y$  is directly proportional to  $x$ .**

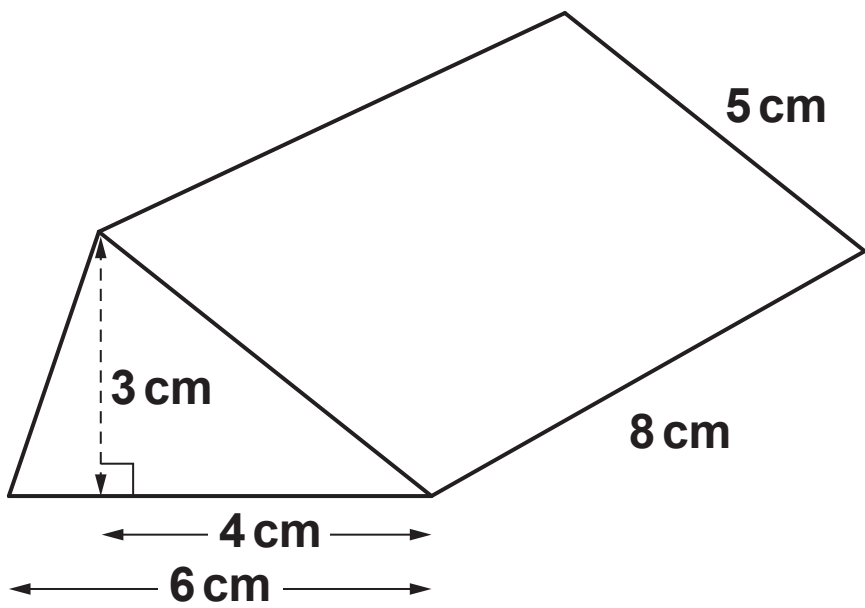
**(a) \_\_\_\_\_ [1]**

**(b)  $y$  is inversely proportional to  $x$ .**


**(b) \_\_\_\_\_ [1]**

17 The diagram shows a prism. You may use a model to help you.

NOT TO SCALE



(a) Draw an accurate plan view of the prism on the one-centimetre square grid below. [3]



**(b) Show that the volume of the prism is  $72 \text{ cm}^3$ . [2]**

- (c) A cuboid with a square base also has a volume of  $72\text{ cm}^3$ .  
The height of the cuboid is 2 cm.

Work out the length of one side of the square base.

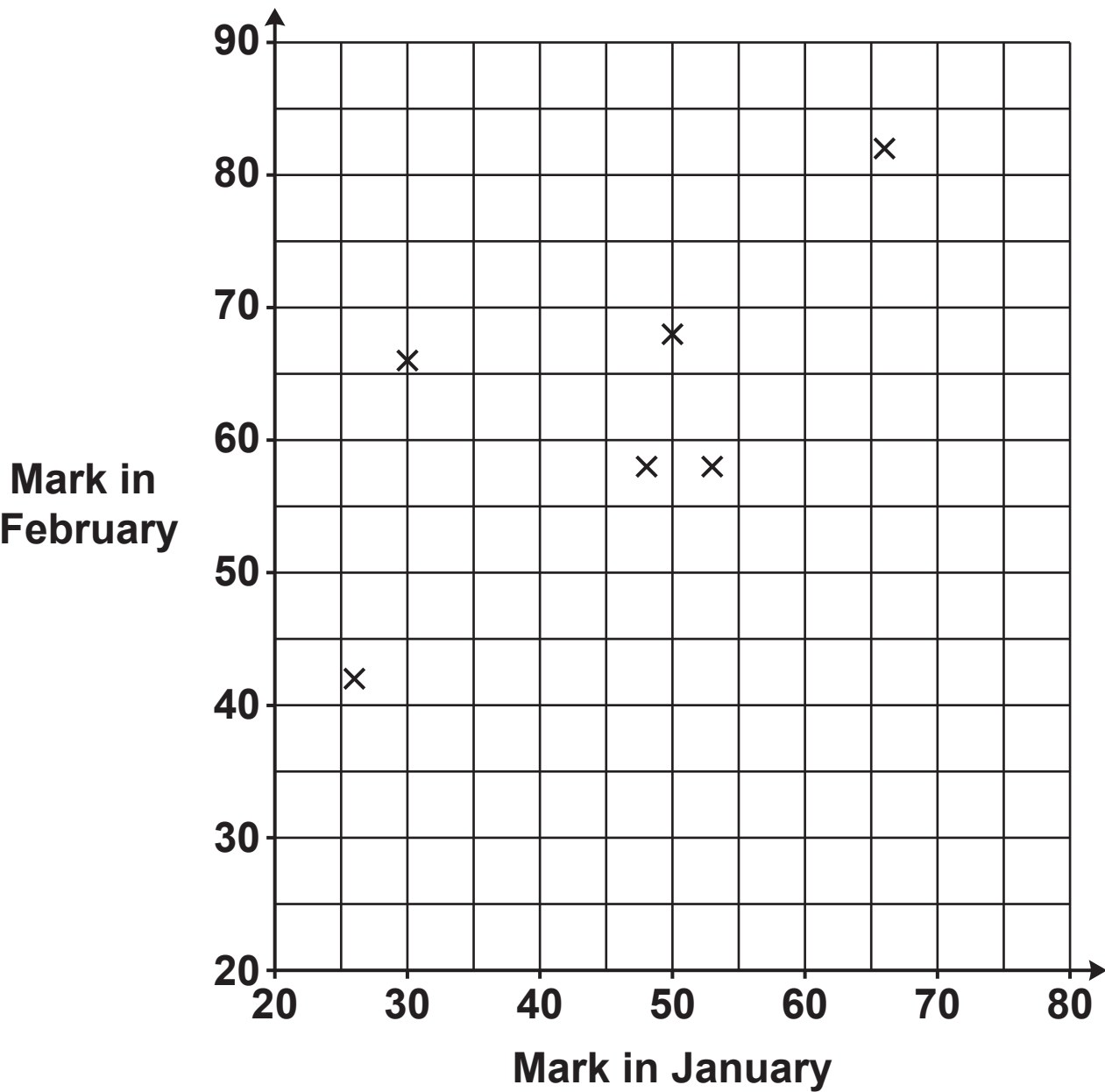
(c) \_\_\_\_\_ cm [3]

**BLANK PAGE**

18 The table shows the marks obtained by 10 students in spelling tests in January and February.

Mark in January	26	53	50	48	30	66	70	44	37	38
Mark in February	42	58	68	58	66	82	86	60	48	50

The marks for the first six students are plotted on the scatter diagram.





**(a) Plot the marks for the remaining four students. [2]**

**(b) Describe the type of correlation shown in the completed scatter diagram.**

\_\_\_\_\_ **[1]**

**(c) (i) On the scatter diagram, CIRCLE the student that made the greatest improvement in their marks from January to February. [1]**

**(ii) Work out the percentage change in this student's marks from January to February.**

**(c)(ii) \_\_\_\_\_ % [3]**

- (d) Another student, Kai, scored 79 marks in the test in January but was absent for the test in February.

Kai says

I could use a line of best fit on the scatter diagram to estimate the marks I may have achieved in the test in February.

Is Kai's method reliable?

Give a reason for your answer.

---

---

[1]

**19 A worker received a 10% pay increase in 2017 and a further 10% pay increase in 2018.  
The worker says**

**Over these two years, my pay increased by  
 $10\% + 10\% = 20\%$ .**

**The worker is incorrect.**

**Work out the correct percentage increase.  
You must show your working.**

---

**[5]**

**20 Force is measured in newtons (N).**

**A force of 198.5 N is applied to a rectangular surface of length 4.9 cm and width 4.1 cm.**

**Work out an ESTIMATE of the pressure, in N/cm<sup>2</sup>, applied to this rectangular surface.**

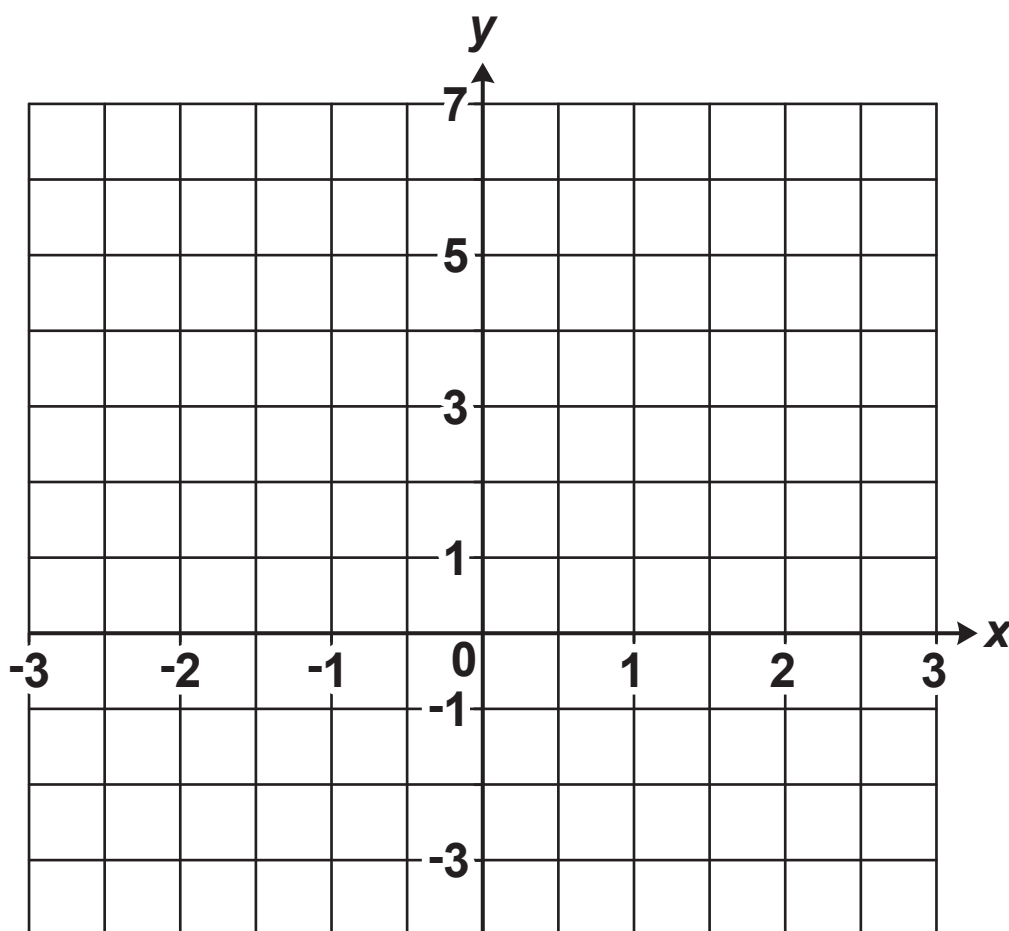
**[The formula for pressure is:  $\text{Pressure} = \frac{\text{Force}}{\text{Area}}$ ]**

\_\_\_\_\_ N/cm<sup>2</sup> [4]

21 (a) Complete this table for  $y = x^2 - 3$ . [2]

$x$	-3	-2	-1	0	1	2	3
$y$		1	-2		-2	1	6

(b) Draw the graph of  $y = x^2 - 3$  for values of  $x$  from -3 to 3. [3]



(c) Use your graph to solve  $x^2 - 3 = 2$ .

(c)  $x =$  \_\_\_\_\_ or  $x =$  \_\_\_\_\_ [2]

- 22 A journalist is going to do a survey to find out whether people aged 15 or less spend more time playing computer games than people aged more than 15.**

**The journalist says their sample will be the first 20 people leaving a particular shop after 9 am next Monday.**

- (a) Give ONE reason why the journalist's sample is unlikely to give reliable information.**

\_\_\_\_\_ [1]  
\_\_\_\_\_

- (b) Make THREE suggestions to help the journalist obtain a sample that may give more reliable information.**

**1** \_\_\_\_\_

\_\_\_\_\_

**2** \_\_\_\_\_

\_\_\_\_\_

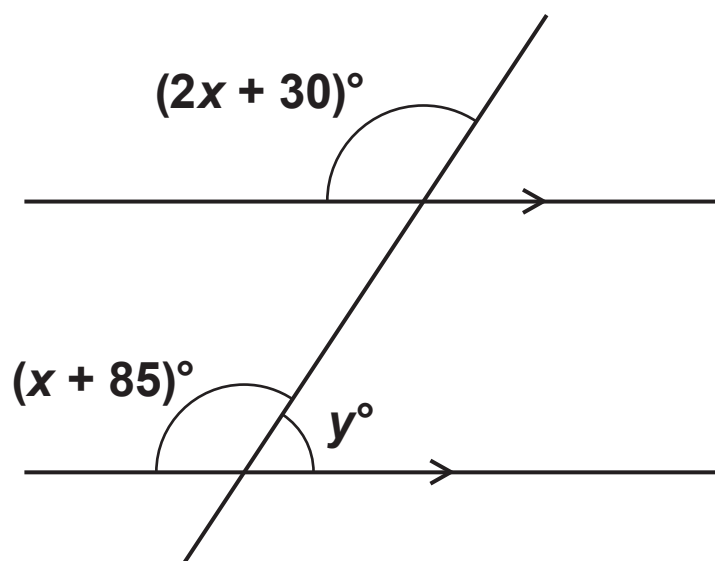
**3** \_\_\_\_\_

\_\_\_\_\_ [3]

**BLANK PAGE**

- 23 The diagram shows a straight line crossing two parallel lines.

NOT TO SCALE





**Find the value of  $y$ .**  
**You must show your working.**

**$y =$  \_\_\_\_\_ [6]**

**END OF QUESTION PAPER**

**ADDITIONAL ANSWER SPACE**

**If additional space is required, you should use the following lined page(s). The question number(s) must be clearly shown in the margin(s).**




[illegible]

## Copyright Information

**OCR is committed to seeking permission to reproduce all third-party content that it uses in its assessment materials. OCR has attempted to identify and contact all copyright holders whose work is used in this paper. To avoid the issue of disclosure of answer-related information to candidates, all copyright acknowledgements are reproduced in the OCR Copyright Acknowledgements Booklet. This is produced for each series of examinations and is freely available to download from our public website ([www.ocr.org.uk](http://www.ocr.org.uk)) after the live examination series.**

**If OCR has unwittingly failed to correctly acknowledge or clear any third-party content in this assessment material, OCR will be happy to correct its mistake at the earliest possible opportunity.**

**For queries or further information please contact The OCR Copyright Team,  
The Triangle Building, Shaftesbury Road, Cambridge CB2 8EA.**

**OCR is part of the Cambridge Assessment Group; Cambridge Assessment is the brand name of University of Cambridge Local Examinations Syndicate (UCLES), which is itself a department of the University of Cambridge.**